



WAYFINDING ADA

Accessible Signage





INSERT

Aluminum sign frames, always of the highest quality and with an expanding variety of leading systems.

As a company whose main focus has been and remains its excellent customer service, We are now proud to offer clients the option to order sign inserts that include raised text and braille, which is now an integral part of any signage project governed by the American Disability Act (ADA).

CRYSTAL

CLEAR POLYCARBONATE INSERT



1/16" clear polycarbonate material with surface applied raised text and braille.

Raised text (ADA compliant plastic materials, attached by high bond adhesive).

Braille - friction fit acrylic raster beads.

Can be used in Vista, Sharp, Nova and Square product family frames.



STEP A

Choose a product family design:

1. Vista
2. Sharp
3. Nova
4. Square

STEP B

Choose an insert size:

(Check out the catalog to choose a frame).

These are the minimum frame widths for each product family:

1. Vista - V120 (118mm/4.64") and wider
2. Sharp - FRLA6 (105mm/4.14") and wider
3. Nova - VN170 (150mm/5.91") and wider
4. Square - F120 (118mm/4.64") and wider

No length limitation.

STEP C

Choose the font type and color:

Recommended ADA compliant fonts:

- | | |
|---------------|----------|
| 1. Arial | RESTROOM |
| 2. Futura | RESTROOM |
| 3. Helvetica | RESTROOM |
| 4. Myriad Pro | RESTROOM |

Other fonts can be requested.

For more information about ADA compliant fonts, visit page 25.


View text color chart on page 23.

STEP D

Choose a sign symbol (pictogram) if needed.

View sign symbol library on page 24.

insert



MYRIAD

COLORED INSERT



1/16" modified acrylic substrate (matte non-glare finish) with surface applied raised text and braille.

More than 40 standard colors available. Custom colors can be requested as well.

Raised text (ADA compliant plastic materials, attached by high bond adhesive).

Braille - friction fit acrylic raster beads.

Can be used in Vista, Sharp, Nova and Square product family frames.



STEP A

Choose a product family design:

1. Vista
2. Sharp
3. Nova
4. Square

STEP B

Choose an insert size:

(Check out the catalog to choose a frame).

These are the minimum frame widths for each product family:

1. Vista - V120 (118mm/4.64") and wider
2. Sharp - FRLA6 (105mm/4.14") and wider
3. Nova - VN170 (150mm/5.91") and wider
4. Square - F120 (118mm/4.64") and wider

No length limitation.

STEP C

Choose a standard background color from the color selection chart (page 23) or ask us for a custom matching one.

STEP D

Choose the font type and color:

Recommended ADA compliant fonts:

- | | |
|---------------|----------|
| 1. Arial | RESTROOM |
| 2. Futura | RESTROOM |
| 3. Helvetica | RESTROOM |
| 4. Myriad Pro | RESTROOM |

Other fonts can be requested.

For more information about ADA compliant fonts, visit page 25.
View text color chart on page 23.

STEP E

Choose a sign symbol (pictogram) if needed.

View sign symbol library on page 24.

PRIME

SIMULATED WOOD INSERT



1/16" Simulated wood substrate with surface applied raised text and braille.

3 finishes available.

Raised text (ADA compliant plastic materials, attached by high bond adhesive).

Braille - friction fit acrylic raster beads.

Can be used in Vista, Sharp, Nova and Square product family frames.



STEP A

Choose a product family design:

1. Vista
2. Sharp
3. Nova
4. Square

STEP B

Choose an insert size:

(Check out the catalog to choose a frame).


These are the minimum frame widths for each product family:

1. Vista - V120 (118mm/4.64") and wider
2. Sharp - FRLA6 (105mm/4.14") and wider
3. Nova - VN170 (150mm/5.91") and wider
4. Square - F120 (118mm/4.64") and wider

No length limitation.

STEP C


Choose a simulated wood sign face finish:



Birch



Cherry



Walnut

STEP D

Choose the font type and color:

Recommended ADA compliant fonts:

1. Arial
2. Futura
3. Helvetica
4. Myriad Pro

RESTROOM
RESTROOM
RESTROOM
RESTROOM

Other fonts can be requested.

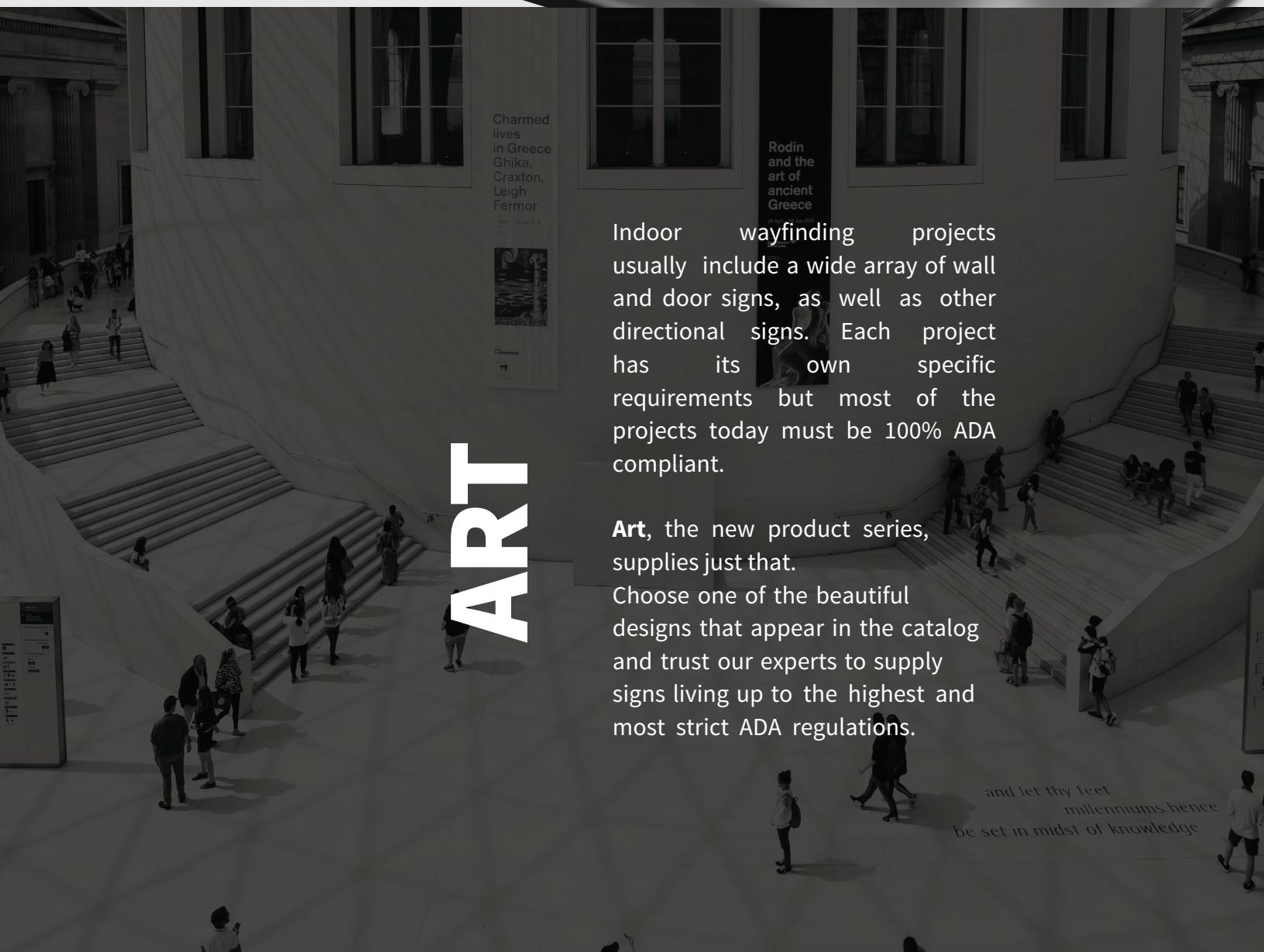
For more information about ADA compliant fonts, visit page 25.

View text color chart on page 23.

STEP E

Choose a sign symbol (pictogram) if needed.

View sign symbol library on page 24.



ART

Indoor wayfinding projects usually include a wide array of wall and door signs, as well as other directional signs. Each project has its own specific requirements but most of the projects today must be 100% ADA compliant.

Art, the new product series, supplies just that.

Choose one of the beautiful designs that appear in the catalog and trust our experts to supply signs living up to the highest and most strict ADA regulations.



Color Blocks - Infinite Options

1/8" Colored sign face

Available Finishes:

More than 40 standard colors available. Colors chosen from selection chart (page 23) are applied on 1/8" ADA compliant matt substrate. Custom colors (when used) are sub-surface painted on 1/8" thick non-glare acrylic substrate.

Sign face includes:

- Raised text (ADA compliant plastic materials, attached by high bond adhesive).
- Clear braille beads.

Standard products include 6 sizes and shapes (15 day delivery time). Custom products available at customer request (delivery time TBA).

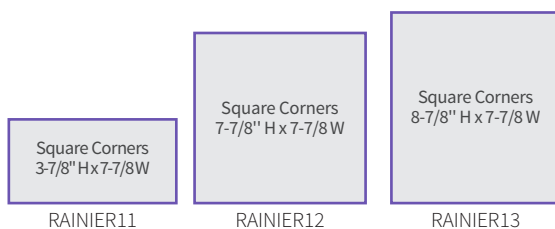
**AUTHORIZED
PERSONNEL**

STEP A

Choose a size and shape:

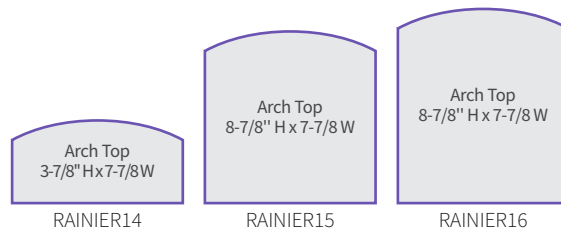
1. Square Corners:

- 3-7/8" H x 7-7/8" W
- 7-7/8" H x 7-7/8" W
- 8-7/8" H x 7-7/8" W



2. Arch Top:

- 3-7/8" H x 7-7/8" W
- 7-7/8" H x 7-7/8" W
- 8-7/8" H x 7-7/8" W



STEP B

Choose a standard background color from the color selection chart (page 23) or ask us for a custom matching one.

STEP D

Choose a sign symbol (pictogram) if needed.
View sign symbol library on page 24.

STEP C

Choose the font type and color:

Recommended ADA compliant fonts:


- | | |
|---------------|----------|
| 1. Arial | RESTROOM |
| 2. Futura | RESTROOM |
| 3. Helvetica | RESTROOM |
| 4. Myriad Pro | RESTROOM |

Other fonts can be requested.

For more information about ADA compliant fonts, visit page 25.

View text color chart on page 23.





Clean and Pristine - The Professional Look

1/8" thick modified acrylic substrate with simulated aluminum finish.

Available Finishes: Brushed Aluminum / Satin Aluminum.

Sign face includes:

- Raised text (ADA compliant plastic materials, attached by high bond adhesive).
- Silver metal braille beads.

Standard products include 6 sizes and shapes (15 day delivery time). Custom products available at customer request (delivery time TBA).

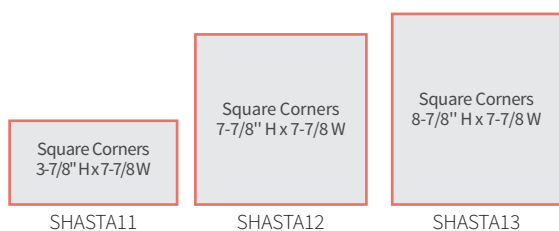


STEP A

Choose a size and shape:

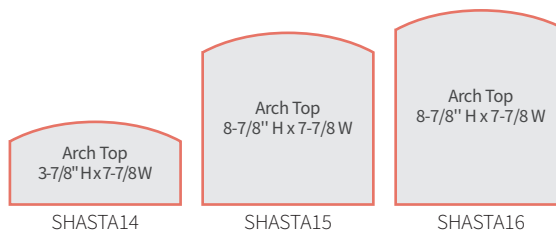
1. Square Corners:

- 3-7/8" H x 7-7/8" W
- 7-7/8" H x 7-7/8" W
- 8-7/8" H x 7-7/8" W



2. Arch Top:

- 3-7/8" H x 7-7/8" W
- 7-7/8" H x 7-7/8" W
- 8-7/8" H x 7-7/8" W



STEP B

Choose a Finish:



Brushed Aluminum



Satin Aluminum

STEP D

Choose a sign symbol (pictogram) if needed.

View sign symbol library on page 24.

STEP C

Choose the font type and color:

Recommended ADA compliant fonts:

- | | |
|---------------|----------|
| 1. Arial | RESTROOM |
| 2. Futura | RESTROOM |
| 3. Helvetica | RESTROOM |
| 4. Myriad Pro | RESTROOM |

Other fonts can be requested.

For more information about ADA compliant fonts, visit page 25.

View text color chart on page 23.





Going Green - Woody and Wonderful

1/8" thick modified acrylic substrate with simulated wood finish.

Available Finishes: Birch / Cherry / Walnut.

Sign face includes:

- Raised text (ADA compliant plastic materials, attached by high bond adhesive).
- Clear braille beads.

Standard products include 6 sizes and shapes (15 day delivery time). Custom products available at customer request (delivery time TBA).

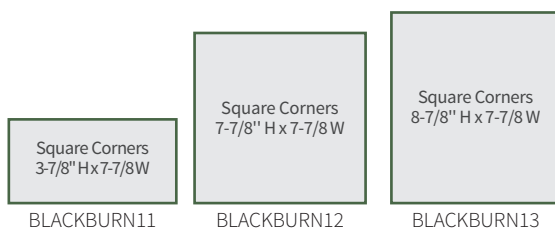


STEP A

Choose a size and shape:

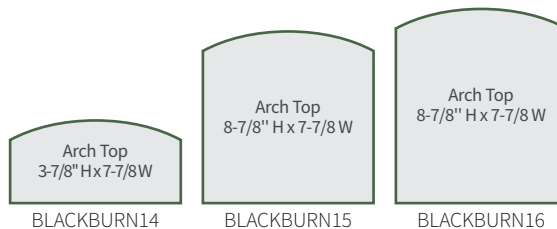
1. Square Corners:

- 3-7/8" H x 7-7/8" W
- 7-7/8" H x 7-7/8" W
- 8-7/8" H x 7-7/8" W




2. Arch Top:

- 3-7/8" H x 7-7/8" W
- 7-7/8" H x 7-7/8" W
- 8-7/8" H x 7-7/8" W



STEP B

Choose a simulated wood sign face finish:



STEP D

Choose a sign symbol (pictogram) if needed.
View sign symbol library on page 24.

STEP C

Choose the font type and color:

Recommended ADA compliant fonts:

- | | |
|---------------|----------|
| 1. Arial | RESTROOM |
| 2. Futura | RESTROOM |
| 3. Helvetica | RESTROOM |
| 4. Myriad Pro | RESTROOM |

Other fonts can be requested.

For more information about ADA compliant fonts, visit page 25.

View text color chart on page 23.





Classic and Prestigious - The Combination Game

1/8" P95 heavy matte acrylic faceplate with standoff hardware, combined with either aluminum, wood or acrylic panels.

Available Finishes:

Back panels base on the following product series: Rainer, Shasta, and Blackburn.

Sign face includes:

- Raised text (ADA compliant plastic materials, attached by high bond adhesive).
- Clear braille beads.

Standard products include 6 sizes and shapes (15 day delivery time). Custom products available at customer request (delivery time TBA).

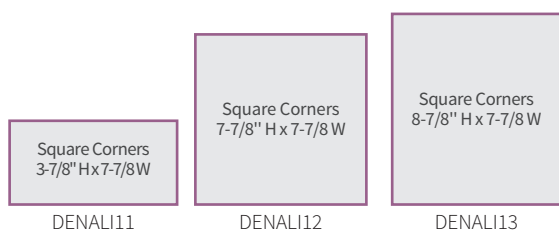


STEP A

Choose a size and shape:

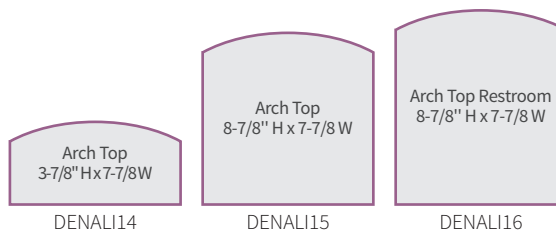
1. Square Corners:

- a. 3-7/8" H x 7-7/8" W
- b. 7-7/8" H x 7-7/8" W
- c. 8-7/8" H x 7-7/8" W



2. Arch Top:

- a. 3-7/8" H x 7-7/8" W
- b. 7-7/8" H x 7-7/8" W
- c. 8-7/8" H x 7-7/8" W



STEP B

Choose a back sign finish:

1. Simulated wood (Birch / Cherry / Walnut).
2. Aluminum (Brushed / Satin).
3. Subsurface paint (from the color selection chart (page 23).

STEP D

Choose a sign symbol (pictogram) if needed.
View sign symbol library on page 24.

STEP C

Choose the font type and color:

Recommended ADA compliant fonts:

- | | |
|---------------|----------|
| 1. Arial | RESTROOM |
| 2. Futura | RESTROOM |
| 3. Helvetica | RESTROOM |
| 4. Myriad Pro | RESTROOM |

Other fonts can be requested.

For more information about ADA compliant fonts, visit page 25.

View text color chart on page 23.





2-Tone Round Corners

1/8" subsurface painted, non-glare acrylic faceplate with top rounded corners

Backplate - 1/8" acrylic.
Overall sign thickness - 1/4".

Available Finishes:

More than 40 standard colors or custom colors available for subsurface paint.

Sign face includes:

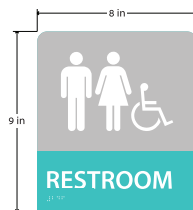
- Raised text - 1/32" thick surface applied ADA appliqué.
- Braille - friction fit acrylic raster beads.

Standard products include 4 sizes and types.

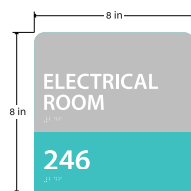
Custom products available at customer request (price and delivery time TBA).

STEP A

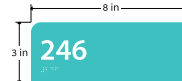
Choose a sign type and size (custom sizes are also available):



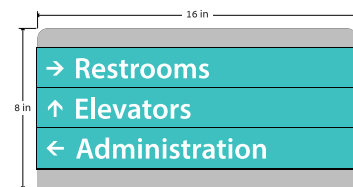
TETON11



TETON12



TETON13



TETON14

STEP B

Choose standard colors from the color selection chart (page 23), select pantone colors or ask us for a custom matching one. Logos, digitally printed text or customized graphics can be added to custom products.

STEP D

Choose a sign symbol (pictogram) if needed.
View sign symbol library on page 24.

STEP C

Choose the font type and color.

Recommended ADA compliant fonts:

1. Arial	RESTROOM
2. Futura	RESTROOM
3. Helvetica	RESTROOM
4. Myriad Pro	RESTROOM

Other fonts can be requested.

For more information about ADA compliant fonts, visit page 25.

View text color chart on page 23.



Diagonal Twins

Two 1/8" subsurface painted, non-glare acrylic plates.

Overall sign thickness - 1/4".

Available Finishes:

More than 40 standard colors or custom colors available for subsurface paint.

Sign face includes:

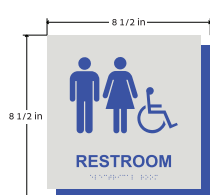
- Raised text - 1/32" thick surface applied ADA appliqué.
- Braille - friction fit acrylic raster beads.

Standard products include 4 sizes and types.

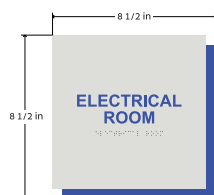
Custom products available at customer request (price and delivery time TBA).

STEP A

Choose a sign type and size (custom sizes are also available):



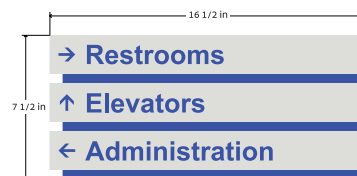
ATLAS11



ATLAS12



ATLAS13



ATLAS14

STEP B

Choose standard colors from the color selection chart (page 23), select pantone colors or ask us for a custom matching one.

Logos, digitally printed text or customized graphics can be added to custom products.

STEP D

Choose a sign symbol (pictogram) if needed.

View sign symbol library on page 24.

STEP C

Choose the font type and color:

Recommended ADA compliant fonts:

- | | |
|---------------|----------|
| 1. Arial | RESTROOM |
| 2. Futura | RESTROOM |
| 3. Helvetica | RESTROOM |
| 4. Myriad Pro | RESTROOM |

Other fonts can be requested.

For more information about ADA compliant fonts, visit page 25.

View text color chart on page 23.





A Matching Set

1/8" subsurface painted, non-glare acrylic faceplate on top of a 1/8" wood laminate backplate.

Overall sign thickness - 1/4".

Available Finishes:

More than 40 standard colors or custom colors available for subsurface paint. 3 wood finishes available for backplate.

Sign face includes:

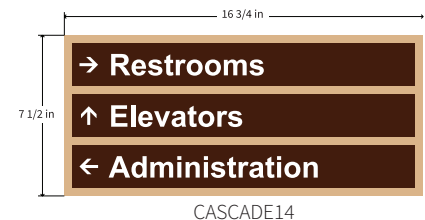
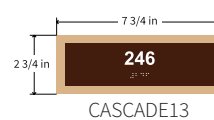
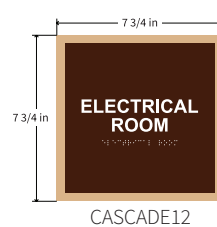
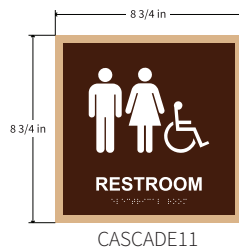
- Raised text - 1/32" thick surface applied ADA appliqué.
- Braille - friction fit acrylic raster beads.

Standard products include 4 sizes and types.

Custom products available at customer request (price and delivery time TBA).

STEP A

Choose a sign type and size (custom sizes are also available):




STEP B


1. Choose a standard color for the faceplate from the color selection chart (page 23), select a pantone color or ask us for a custom matching one.

Logos, digitally printed text or customized graphics can be added to custom products.


2. Choose a simulated wood finish:



Birch



Cherry



Walnut

STEP C

Choose the font type and color:

Recommended ADA compliant fonts:

1. Arial	RESTROOM
2. Futura	RESTROOM
3. Helvetica	RESTROOM
4. Myriad Pro	RESTROOM

Other fonts can be requested.

For more information about ADA compliant fonts, visit page 25.

View text color chart on page 23.

STEP D

Choose a sign symbol (pictogram) if needed.

View sign symbol library on page 24.



Designers' Dream

1/8" subsurface painted, non-glare acrylic faceplate with a 1/4" horizontal, brushed aluminum accent bar.

Backplate - 1/32" brushed aluminum laminate applied to 1/8" acrylic.
Overall sign thickness - 1/2".

Available Finishes:

More than 40 standard colors or custom colors available for subsurface paint.

Sign face includes:

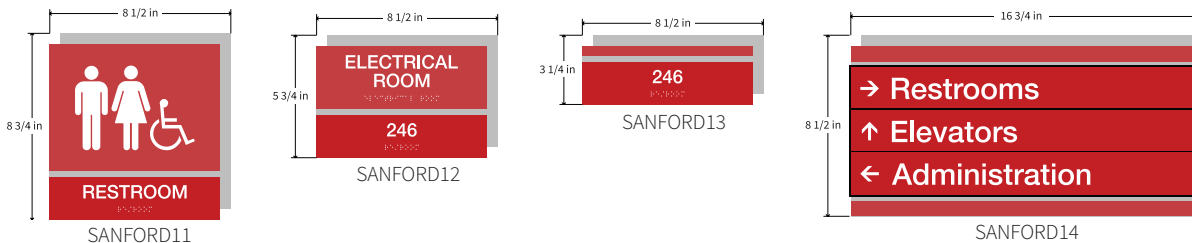
- Raised text – 1/32" thick surface applied ADA appliqué.
- Braille - friction fit acrylic raster beads.

Standard products include 4 sizes and types.

Custom products available at customer request (price and delivery time TBA).

STEP A

Choose a sign type and size (custom sizes are also available):



STEP B

Choose standard colors from the color selection chart (page 23), select pantone colors or ask us for a custom matching one.

Logos, digitally printed text or customized graphics can be added to custom products.

STEP D

Choose a sign symbol (pictogram) if needed.
View sign symbol library on page 24.

STEP C

Choose the font type and color:

Recommended ADA compliant fonts:

- | | |
|---------------|----------|
| 1. Arial | RESTROOM |
| 2. Futura | RESTROOM |
| 3. Helvetica | RESTROOM |
| 4. Myriad Pro | RESTROOM |

Other fonts can be requested.

For more information about ADA compliant fonts, visit page 25.

View text color chart on page 23.





Gone Surfing...

1/8" Wave shaped, subsurface painted, non-glare acrylic faceplate with metal backplate.

Backplate - 1/32" multi-directional, brushed aluminum laminate applied to 1/8" acrylic.

Overall sign thickness - 1/4".

Available Finishes:

More than 40 standard colors or custom colors available for subsurface paint.

Sign face includes:

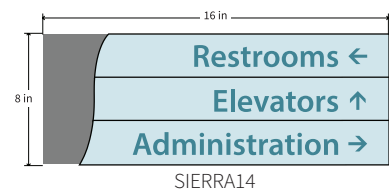
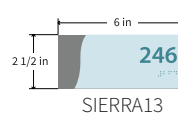
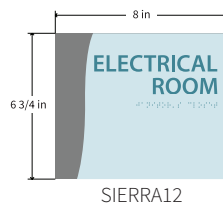
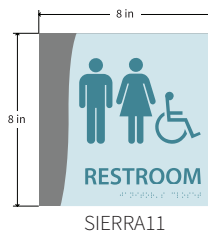
- Raised text – 1/32" thick surface applied ADA appliqué.
- Braille - friction fit acrylic raster beads.

Standard products include 4 sizes and types.

Custom products available at customer request (price and delivery time TBA).

STEP A

Choose a sign type and size (custom sizes are also available):



STEP B

Choose a standard color for the faceplate from the color selection chart (page 23), select a pantone color or ask us for a custom matching one.

Logos, digitally printed text or customized graphics can be added to custom products.

STEP D

Choose a sign symbol (pictogram) if needed.
View sign symbol library on page 24.

STEP C

Choose the font type and color:

Recommended ADA compliant fonts:

1. Arial	RESTROOM
2. Futura	RESTROOM
3. Helvetica	RESTROOM
4. Myriad Pro	RESTROOM

Other fonts can be requested.

For more information about ADA compliant fonts, visit page 25.

View text color chart on page 23.



2-Tone Square Corners

1/8" subsurface painted, non-glare acrylic faceplate with square corners.

Backplate - 1/8" acrylic.

Overall sign thickness - 1/4".

Available Finishes:

More than 40 standard colors or custom colors available for subsurface paint.

Sign face includes:

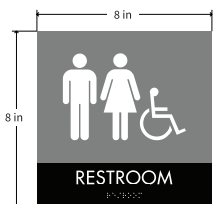
- Raised text - 1/32" thick surface applied ADA appliqué.
- Braille - friction fit acrylic raster beads.

Standard products include 4 sizes and types.

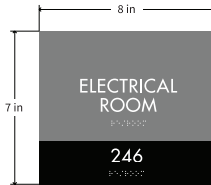
Custom products available at customer request (price and delivery time TBA).

STEP A

Choose a sign type and size (custom sizes are also available):



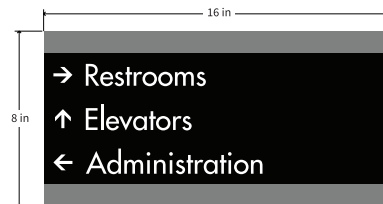
ANTERO11



ANTERO12



ANTERO13



ANTERO14

STEP B

Choose standard colors from the color selection chart (page 23), select pantone colors or ask us for a custom matching one.

Logos, digitally printed text or customized graphics can be added to custom products.

STEP D

Choose a sign symbol (pictogram) if needed.

View sign symbol library on page 24.

STEP C

Choose the font type and color:

Recommended ADA compliant fonts:

- | | |
|---------------|----------|
| 1. Arial | RESTROOM |
| 2. Futura | RESTROOM |
| 3. Helvetica | RESTROOM |
| 4. Myriad Pro | RESTROOM |

Other fonts can be requested.

For more information about ADA compliant fonts, visit page 25.

View text color chart on page 23.





Suit and Tie

1/8" subsurface painted, non-glare acrylic faceplate with a predominant brushed aluminum side accent bar.

Backplate - 1/8" black acrylic.

Side Accent - 1/8" brushed aluminum Rowmark material on 1/16" acrylic.

Overall sign thickness - 1/4".

Available Finishes:

More than 40 standard colors or custom colors available for subsurface paint.

Sign face includes:

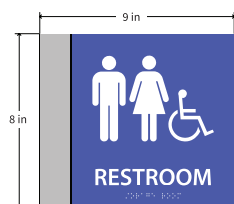
- Raised text – 1/32" thick surface applied ADA appliqué.
- Braille - friction fit acrylic raster beads.

Standard products include 4 sizes and types.

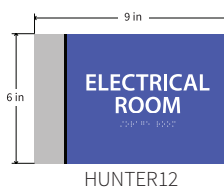
Custom products available at customer request (price and delivery time TBA).

STEP A

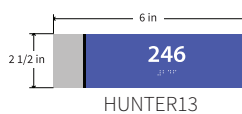
Choose a sign type and size (custom sizes are also available):



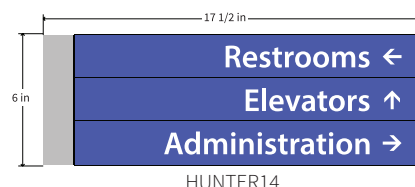
HUNTER11



HUNTER12



HUNTER13



HUNTER14

STEP B

Choose a standard color from the color selection chart (page 23), select pantone color or ask us for a custom matching one.

Logos, digitally printed text or customized graphics can be added to custom products.

STEP D

Choose a sign symbol (pictogram) if needed.
View sign symbol library on page 24.

STEP C

Choose the font type and color:

Recommended ADA compliant fonts:

1. Arial	RESTROOM
2. Futura	RESTROOM
3. Helvetica	RESTROOM
4. Myriad Pro	RESTROOM

Other fonts can be requested.

For more information about ADA compliant fonts, visit page 25.

View text color chart on page 23.



Floating Charm

Two-part 1/8" subsurface painted, non-glare acrylic faceplate.

Backplate - 1/8" subsurface painted non-glare acrylic.

Overall sign thickness - 1/4".

Available Finishes:

More than 40 standard colors or custom colors available for subsurface paint for each faceplate part (can be 2 different colors).

Sign face includes:

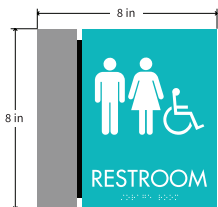
- Raised text – 1/32" thick surface applied ADA appliqué.
- Braille - friction fit acrylic raster beads.

Standard products include 4 sizes and types.

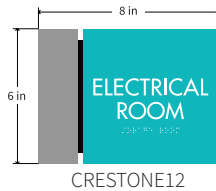
Custom products available at customer request (price and delivery time TBA).

STEP A

Choose a sign type and size (custom sizes are also available):




CRESTONE11



CRESTONE12



CRESTONE13



CRESTONE14

STEP B

Choose standard colors from the color selection chart (page 23), select pantone colors or ask us for a custom matching one.

Logos, digitally printed text or customized graphics can be added to custom products.

STEP D

Choose a sign symbol (pictogram) if needed.

View sign symbol library on page 24.

STEP C

Choose the font type and color:

Recommended ADA compliant fonts:

- | | |
|---------------|----------|
| 1. Arial | RESTROOM |
| 2. Futura | RESTROOM |
| 3. Helvetica | RESTROOM |
| 4. Myriad Pro | RESTROOM |

Other fonts can be requested.

For more information about ADA compliant fonts, visit page 25.

View text color chart on page 23.
































TOOLS

- ADA Finish & Color Selection
- Standard Sign Symbols
- Recommended ADA Compliant Fonts

Text, Insert & Sign Colors

(ADA guidelines require either light characters on a dark background or dark characters on a light background).

						
Red 601	burgundy 602	Bordeaux 671	Passion Pink 661	Canyon 823	Orange 603	Yellow 701
						
Grass Green 905	Bright Green 901	Pine Green 902	Teal 921	Black Forest Green 903	Bahama Blue 509	Maui Blue 507
						
China Blue 302	Blue 501	Air Force Blue 504	Marine Blue 502	Antique Ivory 801	Sand 808	Ash 214
						
Parchment 811	Sandalwood 218	White 201	Bright White 204	Light Grey 305	Pearl Grey 306	Driftwood 595
						
Grey 301	Silver Grey 308	Charcoal Grey 307	Cinder 413	Beige 831	Candlewick 805	Taupe 802
						
Dark Brown 803	Med Brown 821	Black 401	Copper 891	Deep Bronze 871	Gold 771	Silver 304
						
Graphite 398	Clear 101	Brushed Aluminum 354				

STANDARD SIGN SYMBOLS




Unisex With Handicap
Image-PG1



Unisex Without
Handicap
Image-PG2



Men With Handicap
Image-PG3



Men Without
Handicap
Image-PG4



Women With
Handicap
Image-PG5



Women Without
Handicap
Image-PG6



Family With Handicap
Image-PG7



Family Without
Handicap
Image-PG8



Transgender With
Handicap
Image-PG9



Transgender With
Handicap
Image-PG9



Alternative Handicap
for use in New York
PG10



Alternative Unisex
for use in California
PG11



Alternative Men
for use in California
PG12




Alternative Women
for use in California
PG12



In Case of Fire
Image-PG14



Elevator
Image-PG15



Stairs
Image-PG16



Floor Level
Image-PG17



Arial

A B C D E F G H I J K L M N O P Q R S T U V W X Y Z

1 2 3 4 5 6 7 8 9

Futura

A B C D E F G H I J K L M N O P Q R S T U V W X Y Z

1 2 3 4 5 6 7 8 9

Helvetica

A B C D E F G H I J K L M N O P Q R S T U V W X Y Z

1 2 3 4 5 6 7 8 9

Myriad Pro

A B C D E F G H I J K L M N O P Q R S T U V W X Y Z

1 2 3 4 5 6 7 8 9

Other fonts can be substituted by request.

Please be aware that ADA codes specify that characters shall be sans serif and shall not be italic, oblique, scrip, highly decorative or other unusual forms.

Raised characters shall be uppercase and 0.625" minimum to 2" maximum in height.

The text used on ADA signs should aid the visually impaired to clearly read the sign with their eyes or easily feel the characters with their fingers when needed.

