

RIGGER4™

GUEST SEATING





MIX AND MATCH STYLE

Rigger4 seating lets you mix and match design options. Its refined aesthetic, material variety and base/leg styles enhance design versatility. Select high-density stack chairs, high-density stacking café stools or 4-leg chairs with or without casters. Available in black, stone grey, and white; and multiple frame color options (including chrome).



EASY-LIFT, MOVE, STACK

Rigger4 responds to the need for an easy-to-carry, easy-to-stack, and easy-to-move chair and stool. The mesh/mesh high-density chair weighs a mere 7.3 pounds - the lightest high-density stack chair available.



HIGH-DENSITY STACKING

For efficient storage, high-density chair stacks 38-high on dolly, 20-high on dolly with upholstered seat, 10-high on floor or 5-high on floor with upholstered seat. High-density café stools (24" or 30" seat) stack 26-high on dolly, 10-high on dolly with upholstered seat, 8-high on floor or 4-high on floor with upholstered seat.



REMARKABLE, LIGHTWEIGHT COMFORT

Rigger4 delivers significant comfort with a waterfall seat edge that eases pressure points. Mesh options offer cooling ventilation as well as supple seating surfaces that conform to body shapes. Simple construction enables disassembly for recycling of components. Rigger4 is made from 100% recycled materials and can be 100% recycled.



HANDLE
Poly back chairs have integral handles for easy movement.



ARMS
Cantilever arms are available on 4-leg and 4-leg with casters chairs.



BUMPER
4-leg and 4-leg with casters chairs have a seat bumper that protects the chair when stacked.




UPHOLSTERED SEAT
Optional upholstered seat adds a level of comfort and style to any Rigger4 seating.

STATEMENT OF LINE

HIGH-DENSITY CHAIRS

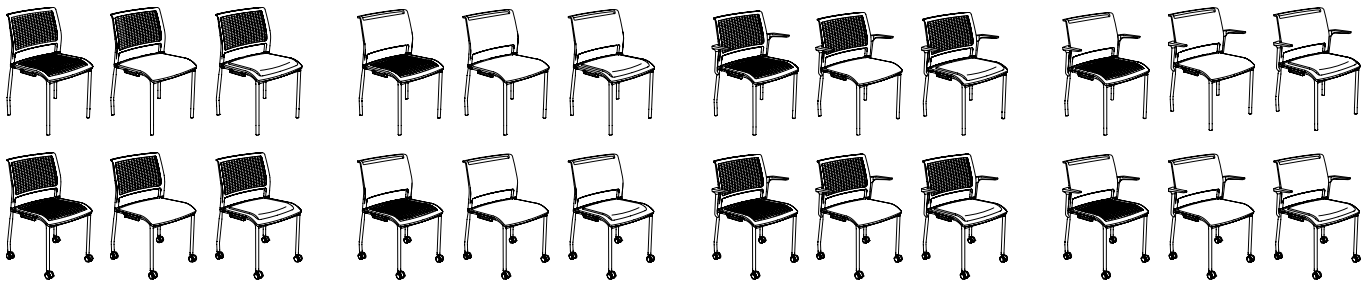
mesh or poly back with mesh, poly or upholstered seat



Armless only: W19.75 D21.5 H32.25
 Seat: W17.5 D17.75 H17.75
 Weight: 7.3 to 10 lbs.

4-LEG CHAIRS with glides or casters

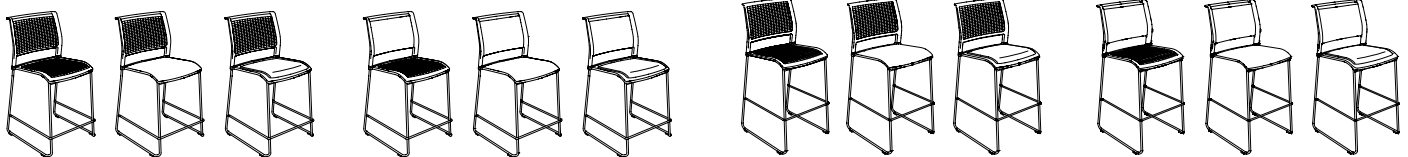
mesh or poly back with mesh, poly or upholstered seat



Armless: W20.5 D21.75 H32.25
 With Arms: W24.75 D21.75 H32.25
 Seat: W17.5 D17.75 H17.75
 Weight: 7.3 to 10 lbs.

CAFÉ STOOLS - 24" or 30" seat heights

mesh or poly back with mesh, poly or upholstered seat



24" seat height
 Armless only: W21 D23 H38.5
 Seat: W17.5 D17.75 H24
 Weight: 12 lbs.

30" seat height
 Armless only: W21.5 D23 H44
 Seat: W17.5 D17.75 H30
 Weight: 14 lbs.

DETAILS



Choose from ganging or non-ganging high-density chair and stool glides; 4-leg chairs have either black or grey glides or black casters.

350-pound weight rating.

SEAT/BACK COLORS



Choose from mesh or poly combinations in classic stone grey, white and black. Optional upholstered seats available.